

## LAVA

1100/..  
floorlight



### Light distribution



Project \_\_\_\_\_

Type \_\_\_\_\_

Nota \_\_\_\_\_

Quantity \_\_\_\_\_

Date \_\_\_\_\_

### Lamp

(Bulb not included)

Lamp type	QR-CB 51
Lamp base	GU5,3/GX5,3
Quantity	1
Power	50W
Voltage	12V

### Physical

Use type	Interior
Fixation type	Floor
Type of opening	Round
Aperture dimensions	Ø102 mm
Glass thickness	5
Installation depth	104 mm
Dimensions fixture	ø100x104 mm
IP protection rating	IP66
Weight	1,2850 kg

### Electrical

Connection voltage	~12V
Fixture class	III
Type of transformer	Without transformer
Light source replaceability	Replaceable light source by an end-user






Groendreef 60, 9880 Aalter, Belgium  
T +32 9 374 19 51 - info@psmlighting.be  
www.psmlighting.be

Project \_\_\_\_\_  
Type \_\_\_\_\_  
Nota \_\_\_\_\_  
Quantity \_\_\_\_\_  
Date \_\_\_\_\_

## LAVA

1100/..  
floorlight

### Colours

	ALU	aluminium	<b>1100.ALU</b>
	INOX	stainless steel	<b>1100.INOX</b>
	MESS	brass	<b>1100.MESS</b>