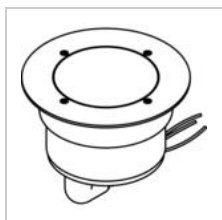


Project \_\_\_\_\_  
Type \_\_\_\_\_  
Nota \_\_\_\_\_  
Quantity \_\_\_\_\_  
Date \_\_\_\_\_

## MAGMA TYPE 1 cover on the floor

3308.5.130/..

remov. floorlight Ø130 cover



### Lamp

(Bulb not included)

Lamp type	TCR-TSE
Lamp base	GX53
Quantity	1
Power	5W
Voltage	230V

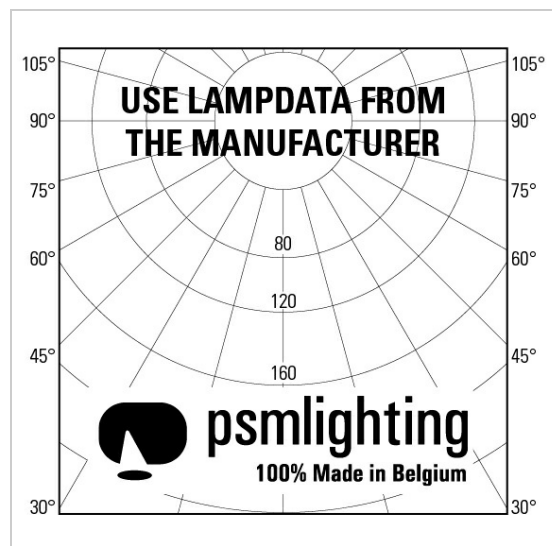
### Physical

Use type	Interior + exterior
Fixation type	Floor
Type of opening	Round
Aperture dimensions	Ø104-105 mm
Glass thickness	5
Installation depth	110 mm
Dimensions fixture	Ø130x110 mm
IP protection rating	IP66
Weight	2,0000 kg

### Electrical

Connection voltage	~230V
Fixture class	I
Light source replaceability	Replaceable light source by an end-user

### Light distribution






Groendreef 60, 9880 Aalter, Belgium  
T +32 9 374 19 51 - info@psmlighting.be  
www.psmlighting.be

Project \_\_\_\_\_  
Type \_\_\_\_\_  
Nota \_\_\_\_\_  
Quantity \_\_\_\_\_  
Date \_\_\_\_\_

## MAGMA TYPE 1 cover on the floor

3308.5.130/..  
remov. floorlight Ø130 cover

### Colours

 INOX    stainless steel    **3308.5.130.INOX**

---