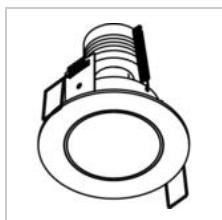


FLUX INOX 316 Ø72

3161/..
downlight



Light distribution



Project _____
Type _____
Nota _____
Quantity _____
Date _____

Lamp

(Bulb not included)

Lamp type	QR-CB 51
Lamp base	GU5,3/GX5,3
Quantity	1
Power	20W
Voltage	12V

Physical

Use type	Interior + exterior
Fixation type	Ceiling
Type of opening	Round
Aperture dimensions	Ø72 mm
Installation depth	100 mm
Dimensions fixture	ø88x71 mm
Spring type	S1 - torsion springs
IP protection rating	IP44
Weight	0,2430 kg

Electrical

Connection voltage	~12V
Fixture class	III
Type of transformer	Without transformer
Light source replaceability	Replaceable light source by an end-user

Project _____

Type _____

Nota _____






Quantity _____

Date _____

FLUX INOX 316 Ø72

3161/..
downlight

Colours

	31MX	white texture	3161.31MX
	32X	black texture	3161.32X
	33MX	brown texture	3161.33MX
	37X	grey texture	3161.37X
	5	inox 316	3161.5
	5BB	inox 316 2x coated	3161.5BB

Options

S2/..	supplement - set flat springs	SET FLAT SPRINGS
300V.12V/..	supplement for downlight - waterproof fitting - without LED driver	FITTING IP54