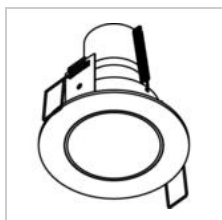


FLUX INOX 316 Ø72

3163/..
downlight



Light distribution



Project _____
Type _____
Nota _____
Quantity _____
Date _____

Lamp

(Bulb not included)

Lamp type	QPAR 51
Lamp base	GU10
Quantity	1
Power	20W
Voltage	230V

Physical

Use type	Interior + exterior
Fixation type	Ceiling
Type of opening	Round
Aperture dimensions	Ø72 mm
Installation depth	100 mm
Dimensions fixture	ø88x85 mm
Spring type	S1 - torsion springs
IP protection rating	IP44
Weight	0,2481 kg

Electrical

Connection voltage	~230V
Fixture class	I
Light source replaceability	Replaceable light source by an end-user

Project _____

Type _____

Nota _____





Quantity _____

Date _____

FLUX INOX 316 Ø72

3163/..
downlight

Colours

	31MX	white texture	3163.31MX
	32X	black texture	3163.32X
	33MX	brown texture	3163.33MX
	37X	grey texture	3163.37X
	5	inox 316	3163.5
	5BB	inox 316 2x coated	3163.5BB

Options

300V.230V/..	supplement for downlight - waterproof fitting	FITTING IP54
S2/..	supplement - set flat springs	SET FLAT SPRINGS