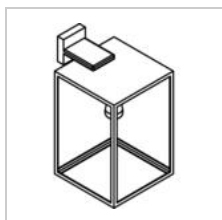


POLO

W752/..

built-up wall light



Light distribution



Project _____

Type _____

Nota _____

Quantity _____

Date _____

Lamp

(Bulb not included)

	Lamp 1	or Lamp 2
Lamp type	A60	ST64
Lamp base	E27	E27
Quantity	1	1
Power	15W	8W
Voltage	230V	15W

Physical

Use type	Interior + exterior
Fixation type	Wall
Dimensions fixture	220x500x280 mm
Head	L240xB220xH440 mm
Mounting base	B110xH110xD30 mm
IP protection rating	IP44
Weight	7,1170 kg

Electrical

Connection voltage	~230V
Fixture class	I
Light source replaceability	Replaceable light source by an end-user

Project _____

Type _____

Nota _____

Quantity _____










Date _____

POLO

W752/..

built-up wall light

Colours

	31MX	white texture	W752.31MX
	32X	black texture	W752.32X
	33MX	brown texture	W752.33MX
	46X	grey-brown	W752.46X
	5	inox 316	W752.5
	53X	bronze-brown	W752.53X
	5BB	inox 316 2x coated	W752.5BB
	63X	umbra grey	W752.63X
	64X	black grey	W752.64X

Options

T1184/.. Connecting pilar - column for built-up wall light POLO ZUIL