

## MONET ROND

642.350.LED/..  
plafonnier apparent



### Répartition de la lumière



Project \_\_\_\_\_  
Type \_\_\_\_\_  
Nota \_\_\_\_\_  
Quantité \_\_\_\_\_  
Date \_\_\_\_\_

### LED

|               |               |
|---------------|---------------|
| Type de lampe | Led           |
| Quantité      | 1             |
| Wattage       | 24W           |
| Voltage       | 230V          |
| Kelvin        | 2700K   3000K |
| Lumen         | 2300          |
| CRI           | 80            |

### Physique

|                         |            |
|-------------------------|------------|
| Type d'usage            | Intérieur  |
| Type de fixation        | Plafond    |
| Dimensions luminaire    | ø340x85 mm |
| Socle                   | Ø340 mm    |
| Indice de protection IP | IP20       |
| Poids                   | 2,6546 kg  |

### Électrique

|                                     |  |
|-------------------------------------|--|
| Voltage de connexion                | ~230V  |
| Classe de luminaire                 | I  |
| Dimmable                            | Dali   |
| Remplacement de la source lumineuse | Source lumineuse remplaçable (LED seulement ) par un professionnel |
| Efficacité énergétique              | F  |

Project \_\_\_\_\_

Type \_\_\_\_\_

Nota \_\_\_\_\_









Quantité \_\_\_\_\_

Date \_\_\_\_\_

## MONET ROND

642.350.LED/..  
plafonnier apparent

### Couleurs

|  |     |               |                         |
|--|-----|---------------|-------------------------|
|    | 11M | gris texture  | 642.350.LED.11M.WW   NW |
|    | 13  | bronze        | 642.350.LED.13.WW   NW  |
|    | 14  | alu satiné    | 642.350.LED.14.WW   NW  |
|    | 16  | laiton satin  | 642.350.LED.16.WW   NW  |
|    | 1M  | blanc texture | 642.350.LED.1M.WW   NW  |
|  | 23  | bronze foncé  | 642.350.LED.23.WW   NW  |
|  | 28  | rosé          | 642.350.LED.28.WW   NW  |
|  | 2M  | noir texture  | 642.350.LED.2M.WW   NW  |
|  | 7   | chrome        | 642.350.LED.7.WW   NW   |