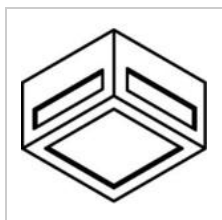



POLO

W739/..

built-up ceiling light



Light distribution



Project _____

Type _____

Nota _____

Quantity _____

Date _____

Lamp

(Bulb not included)

Lamp type TCR-TSE

Lamp base GX53

Quantity 1

Power 5W

Voltage 230V

Physical

Use type Interior + exterior

Fixation type Ceiling

Dimensions fixture 120x120x75 mm

IP protection rating IP44

Weight 1,1133 kg

Electrical

Connection voltage ~230V

Fixture class I

Light source replaceability Replaceable light source by an end-user

Project _____

Type _____

Nota _____

Quantity _____










Date _____

POLO

W739/..

built-up ceiling light

Colours

	31MX	white texture	W739.31MX
	32X	black texture	W739.32X
	33MX	brown texture	W739.33MX
	46X	grey-brown	W739.46X
	5	inox 316	W739.5
	53X	bronze-brown	W739.53X
	5BB	inox 316 2x coated	W739.5BB
	63X	umbra grey	W739.63X
	64X	black grey	W739.64X