

Project _____

Type _____

Nota _____

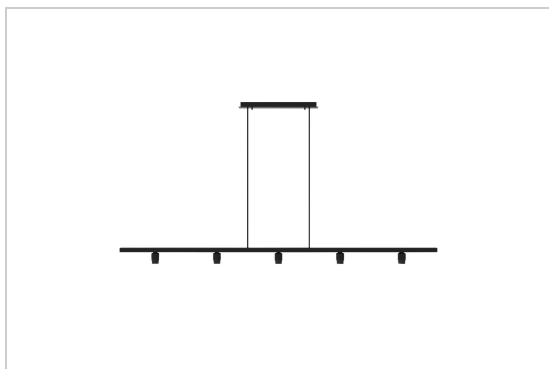
Quantity _____

Date _____

MAESTRO FOR SHADE

5015.5/..

pendant + swivel, rod shorten.



Lamp

(Bulb not included)

Lamp type	A60
Lamp base	E27
Quantity	5
Power	60W
Voltage	230V

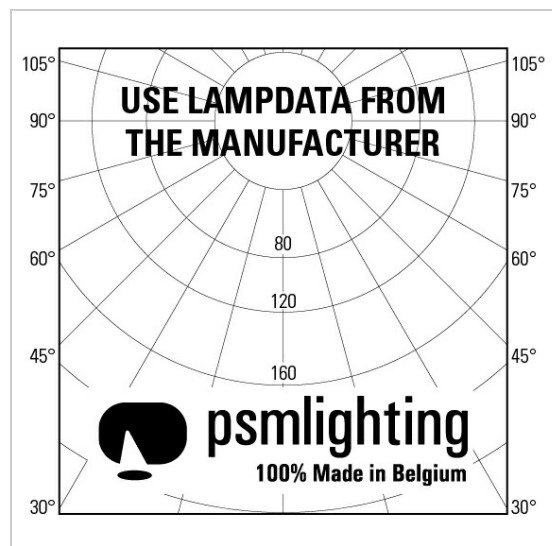
Physical

Use type	Interior
Fixation type	Ceiling suspended
Dimensions fixture	1800x25x25 mm
Base	L600xB100xH35 mm
Mounting base	L560xB60 mm
Rod	800 mm
IP protection rating	IP20
Weight	3,3500 kg

Electrical

Connection voltage	~230V
Fixture class	I
Light source replaceability	Replaceable light source by an end-user

Light distribution










Groendreef 60, 9880 Aalter, Belgium
T +32 9 374 19 51 - info@psmlighting.be
www.psmlighting.be

Project _____
Type _____
Nota _____
Quantity _____
Date _____

MAESTRO FOR SHADE

5015.5/..
pendant + swivel, rod shorten.

Colours

	14	alu satin	5015.5.14
	1M	white texture	5015.5.1M
	2M	black tex	5015.5.2M
	46	grey-brown	5015.5.46
	53	bronze-brown	5015.5.53