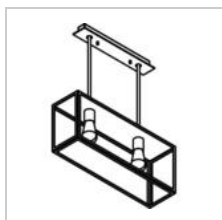


## TAVOLO B160 L600

5103.2.SC/..

pendant + swivel, rod shorten.



### Light distribution



Project \_\_\_\_\_

Type \_\_\_\_\_

Nota \_\_\_\_\_

Quantity \_\_\_\_\_

Date \_\_\_\_\_

### Lamp

(Bulb not included)

	Lamp 1	or Lamp 2
Lamp type	ST64	G80
Lamp base	E27	E27
Quantity	2	2
Power	8W	8W
Voltage	230V	8W

### Physical

Use type	Interior
Fixation type	Ceiling suspended
Dimensions fixture	600x160x250 mm
Mounting base	L400xB40 mm
Rod	600 mm
IP protection rating	IP20
Weight	10,4500 kg

### Electrical

Connection voltage	~230V
Fixture class	I
Light source replaceability	Replaceable light source by an end-user



Groendreef 60, 9880 Aalter, Belgium  
T +32 9 374 19 51 - info@psmlighting.be  
www.psmlighting.be





Project \_\_\_\_\_  
Type \_\_\_\_\_  
Nota \_\_\_\_\_  
Quantity \_\_\_\_\_  
Date \_\_\_\_\_

## TAVOLO B160 L600

5103.2.SC/..

pendant + swivel, rod shorten.

### Colours

	31MX	white texture	<b>5103.2.SC.31MX</b>
	32X	black texture	<b>5103.2.SC.32X</b>
	46X	grey-brown	<b>5103.2.SC.46X</b>
	53X	bronze-brown	<b>5103.2.SC.53X</b>