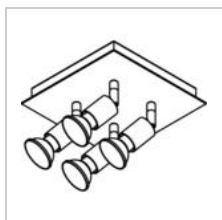


## CAPUCINE

4515/..  
built-up ceiling light



### Light distribution



Project \_\_\_\_\_  
Type \_\_\_\_\_  
Nota \_\_\_\_\_  
Quantity \_\_\_\_\_  
Date \_\_\_\_\_

### Lamp

(Bulb not included)

	Lamp 1	or Lamp 2
Lamp type	QPAR 51	QPAR70
Lamp base	GU10	GU10
Quantity	4	4
Power	20W	7W
Voltage	230V	20W

### Physical

Use type	Interior
Fixation type	Ceiling
Dimensions fixture	200x200x125 mm
Mounting base	L185xB185 mm
Directional	In both planes
IP protection rating	IP20
Weight	0,9700 kg

### Electrical

Connection voltage	~230V
Fixture class	I
Light source replaceability	Replaceable light source by an end-user



Groendreef 60, 9880 Aalter, Belgium  
T +32 9 374 19 51 - info@psmlighting.be  
www.psmlighting.be

Project \_\_\_\_\_

Type \_\_\_\_\_

Nota \_\_\_\_\_




Quantity \_\_\_\_\_

Date \_\_\_\_\_

## CAPUCINE

4515/..  
built-up ceiling light

### Colours

	1M	white texture	4515.1M
	2M	black tex	4515.2M
	33M	brown texture	4515.33M
	46	grey-brown	4515.46
	63	umbra grey	4515.63