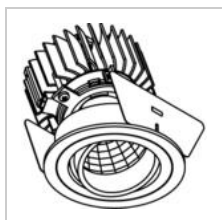
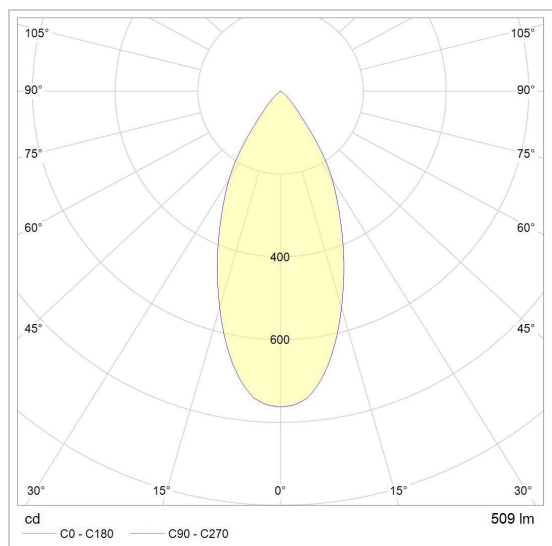


CITY DISCO

888.10026/..
downlight



Light distribution



Project _____
Type _____
Nota _____
Quantity _____
Date _____

LED

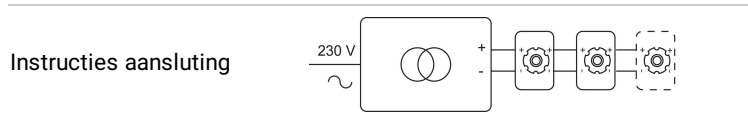
Lamp type	Led
Quantity	1
Power	10W
Voltage	230V
Kelvin	2700K 3000K
Lumen	860
CRI	90

Physical

Use type	Interior
Fixation type	Ceiling
Type of opening	Round
Aperture dimensions	Ø70 mm
Installation depth	127 mm
Dimensions fixture	ø80x117 mm
Reflector	ø50 mm
Spring type	S2 - flat springs
IP protection rating	IP20
Reflector	38°
Weight	0,3400 kg

Electrical

Connection voltage	~230V
Fixture class	I
Dimmable	Led C
Light source replaceability	Replaceable (LED only) light source by a professional
Energy efficiency	F
Energy efficiency	G









Groendreef 60, 9880 Aalter, Belgium
T +32 9 374 19 51 - info@psmlighting.be
www.psmlighting.be

Project _____
Type _____
Nota _____
Quantity _____
Date _____

CITY DISCO

888.10026/..
downlight

Colours

	14	alu satin	888.10026.14.WW NW
	16	satin gold	888.10026.16.WW NW
	1M	white texture	888.10026.1M.WW NW
	2M	black tex	888.10026.2M.WW NW

Options

S1/.. supplement - set torsion springs SET TORSION SPRINGS