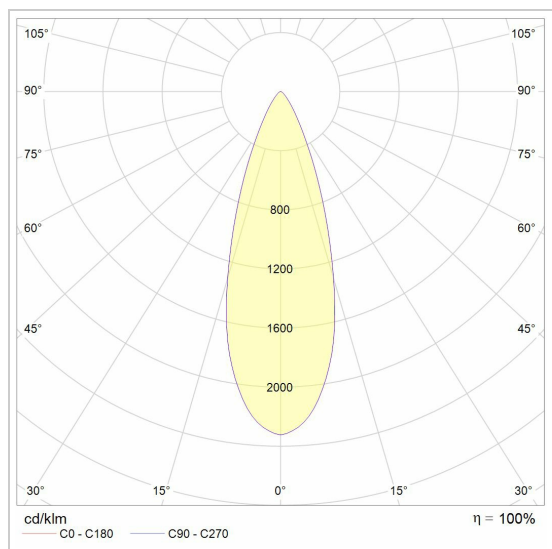


## NOVA SOFT DIM KOZA + DRIVER

666.10016/..  
downlight



### Light distribution



Project \_\_\_\_\_  
Type \_\_\_\_\_  
Nota \_\_\_\_\_  
Quantity \_\_\_\_\_  
Date \_\_\_\_\_

### LED

Lamp type	Led
Quantity	1
Power	8W
Current	180mA
Kelvin	2000K
Lumen	500
CRI	90

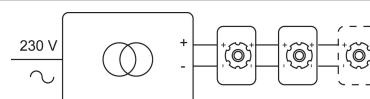
### Physical

Use type	Interior
Fixation type	Ceiling
Type of opening	Round
Aperture dimensions	Ø80 mm
Installation depth	110 mm
Dimensions fixture	ø87x100 mm
Spring type	S2 - flat springs
IP protection rating	IP20
Reflector	36°
Weight	0,3700 kg

### Electrical

Connection voltage	~230V
Fixture class	II
LED driver	Included
Dimmable	Led C
Control gear replaceability	Replaceable control gear by a professional
Light source replaceability	Replaceable (LED only) light source by a professional
Energy efficiency	G

Instructies aansluiting






Groendreef 60, 9880 Aalter, Belgium  
T +32 9 374 19 51 - info@psmlighting.be  
www.psmlighting.be

Project \_\_\_\_\_  
Type \_\_\_\_\_  
Nota \_\_\_\_\_  
Quantity \_\_\_\_\_  
Date \_\_\_\_\_

## NOVA SOFT DIM KOZA + DRIVER

666.10016/..  
downlight

### Colours

	14	alu satin	666.10016.14.TW
	1M	white texture	666.10016.1M.TW
	2M	black tex	666.10016.2M.TW

### Options

S1/.. supplement - set torsion springs                      SET TORSION SPRINGS