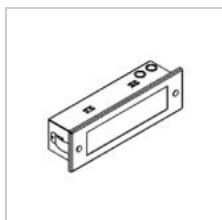


## COMPACT LED

1232ALED/..  
built-in wall light



### Light distribution



Project \_\_\_\_\_  
Type \_\_\_\_\_  
Nota \_\_\_\_\_  
Quantity \_\_\_\_\_  
Date \_\_\_\_\_

### LED

Lamp type	Led
Quantity	1
Power	13W
Voltage	230V
Kelvin	3000K   4000K
Lumen	1000
CRI	80

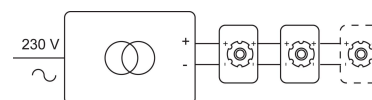
### Physical

Use type	Interior
Fixation type	Wall
Type of opening	Rectangle
Aperture dimensions	230x59 mm
Installation depth	70 mm
Dimensions fixture	245x75x63 mm
Spring type	S2 - flat springs
IP protection rating	IP20
Weight	0,5950 kg

### Electrical

Connection voltage	~230V
Fixture class	I
Dimmable	Not dimmable
Light source replaceability	Replaceable (LED only) light source by a professional
Energy efficiency	F

Instructies aansluiting








Groendreef 60, 9880 Aalter, Belgium  
T +32 9 374 19 51 - info@psmlighting.be  
www.psmlighting.be

Project \_\_\_\_\_  
Type \_\_\_\_\_  
Nota \_\_\_\_\_  
Quantity \_\_\_\_\_  
Date \_\_\_\_\_

## COMPACT LED

1232ALED/..  
built-in wall light

### Colours

	1M white texture	1232ALED.1M.CW   NW
	2M black tex	1232ALED.2M.CW   NW
	40 anodised alu	1232ALED.40.CW   NW

### Options

1234/..	plasterkit	COMPACT plasterkit
1234B/..	built-in box - built-in box	COMPACT box