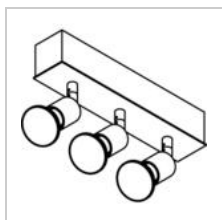


## STELLA

8328/..  
built-up ceiling light



### Light distribution



Project \_\_\_\_\_  
Type \_\_\_\_\_  
Nota \_\_\_\_\_  
Quantity \_\_\_\_\_  
Date \_\_\_\_\_

### Lamp

(Bulb not included)

	Lamp 1	or Lamp 2
Lamp type	QPAR 51	QPAR70
Lamp base	GU10	GU10
Quantity	3	3
Power	20W	7W
Voltage	230V	20W

### Physical

Use type	Interior
Fixation type	Ceiling or wall
Dimensions fixture	243x48x142 mm
Bar	L55 mm
Mounting base	L243xB48xH47 mm
Directional	In both planes
IP protection rating	IP20
Weight	0,9900 kg

### Electrical

Connection voltage	~230V
Fixture class	I
Light source replaceability	Replaceable light source by an end-user







Groendreef 60, 9880 Aalter, Belgium  
T +32 9 374 19 51 - info@psmlighting.be  
www.psmlighting.be

Project \_\_\_\_\_  
Type \_\_\_\_\_  
Nota \_\_\_\_\_  
Quantity \_\_\_\_\_  
Date \_\_\_\_\_

## STELLA

8328/..  
built-up ceiling light

### Colours

	14	alu satin	8328.14
	162	black - gold	8328.162
	1M	white texture	8328.1M
	2M	black tex	8328.2M
	42	shiny gold - black	8328.42
	45	sun gold	8328.45