

## CALYPSO

973.ES50/..  
built-up ceiling light



### Light distribution



Project \_\_\_\_\_  
Type \_\_\_\_\_  
Nota \_\_\_\_\_  
Quantity \_\_\_\_\_  
Date \_\_\_\_\_

### Lamp

(Bulb not included)

Lamp type	QPAR 51
Lamp base	GU10
Quantity	4
Power	20W
Voltage	230V

### Physical

Use type	Interior
Fixation type	Ceiling
Dimensions fixture	211x211x155 mm
Mounting base	L100xB100xH20 mm
Directional	In both planes
IP protection rating	IP20
Weight	2,2867 kg

### Electrical

Connection voltage	~230V
Fixture class	I
Light source replaceability	Replaceable light source by an end-user






Groendreef 60, 9880 Aalter, Belgium  
T +32 9 374 19 51 - info@psmlighting.be  
www.psmlighting.be

Project \_\_\_\_\_  
Type \_\_\_\_\_  
Nota \_\_\_\_\_  
Quantity \_\_\_\_\_  
Date \_\_\_\_\_

## CALYPSO

973.ES50/..  
built-up ceiling light

### Colours

	14	alu satin	973.ES50.14
	1M	white texture	973.ES50.1M
	2M	black tex	973.ES50.2M