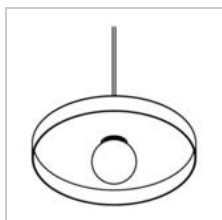


SKIIVE

4992.E27/..
pendant



Light distribution



Project _____
Type _____
Nota _____
Quantity _____
Date _____

Lamp

(Bulb not included)

	Lamp 1	or Lamp 2
Lamp type	A60	G80
Lamp base	E27	E27
Quantity	1	1
Power	15W	40W
Voltage	230V	15W

Physical

Use type	Interior
Fixation type	Ceiling suspended
Dimensions fixture	ø350x135 mm
Cable	1500 mm
Endtype	Textile cable
IP protection rating	IP20
Weight	0,7000 kg

Electrical

Connection voltage	~230V
Fixture class	I
Light source replaceability	Replaceable light source by an end-user

Project _____

Type _____

Nota _____

Quantity _____











Date _____

SKIIVVE

4992.E27/..

pendant

Colours

	1M white texture		TX1	white	4992.E27.1M.TX1
	29 black - gold in		TX2	black	4992.E27.29.TX2
	2M black tex		TX2	black	4992.E27.2M.TX2
	47 black - white in		TX2	black	4992.E27.47.TX2
	49 white - gold in		TX1	white	4992.E27.49.TX1