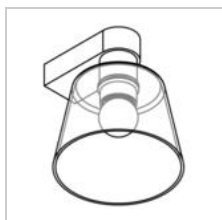


SHAKE GLASS

5530.B/..
built-up wall light



Light distribution



Project _____
Type _____
Nota _____
Quantity _____
Date _____

Lamp

(Bulb not included)

Lamp type	A60
Lamp base	E27
Quantity	1
Power	15W
Voltage	230V

Physical

Use type	Interior
Fixation type	Wall
Dimensions fixture	150x180x175 mm
Base	B50xH70xD120 mm
Glass	Ø150xH110 mm
IP protection rating	IP20
Weight	0,9500 kg

Electrical

Connection voltage	~230V
Fixture class	I
Light source replaceability	Replaceable light source by an end-user

Project _____

Type _____

Nota _____

Quantity _____









Date _____

SHAKE GLASS

5530.B/..

built-up wall light

Colours

	1M white texture		ST steel	5530.B.1M.ST
	1M white texture		TR transparent	5530.B.1M.TR
	2M black tex		ST steel	5530.B.2M.ST
	2M black tex		TR transparent	5530.B.2M.TR