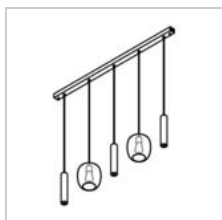


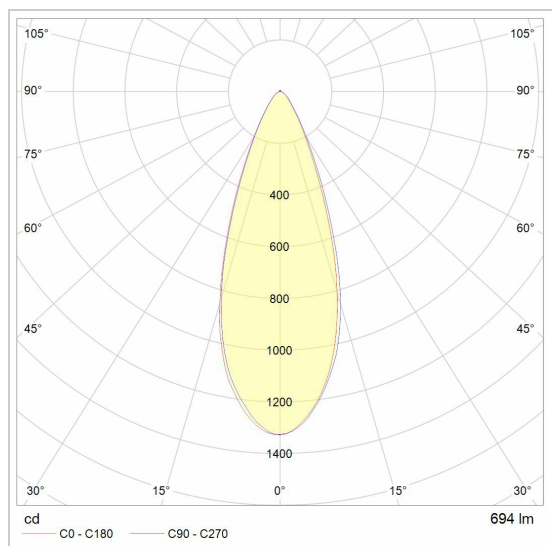
MOBY DECO GLASS

5157.2E.3M/..

Pendelleuchte



Lichtverteilung



Project _____

Type _____

Nota _____

Anzahl _____

Datum _____

LED

| | Lamp 1 | und Lamp 2 |
|-----------|-----------------------|------------|
| Lampenart | Ledmodule | ST64 |
| Anzahl | 3 | 2 |
| Watt | 9,4W | 10w |
| Spannung | 230V | 9,4W |
| Kelvin | 2700K 3000K 4000K | |
| Lumen | 800 | |
| CRI | 92 | |

Physisch

| | |
|---------------------|------------------|
| Anwendung | Innen |
| Fixierungstyp | Hängelampe |
| Abmessungen Armatur | 1400x250x1755 mm |
| Basis | L1400xB45xH45 mm |
| Glas | ø200 mm |
| Rohr | Ø60xH300 mm |
| Kabel | 1500 mm |
| IP-Schutzart | IP20 |
| Reflektor | 36° |
| Gewicht | 5,2760 kg |

Elektrisch















| | |
|----------------------------------|---|
| Anschlussspannung | ~230V |
| Leuchtenklasse | I |
| Dimmbar | Led C |
| Austauschbarkeit der Lichtquelle | Replaceable (LED only) light source by and end user |
| Energieeffizienz | F |
| Energieeffizienz | G |

MOBY DECO GLASS

5157.2E.3M/..

Pendelleuchte

Farben

| | | | | |
|--|-------------------|---|---------------|------------------------------------|
|  | 16 gold satiniert |  | TRtransparent | 5157.2E.3M.16.TR.TXM.WW CW NW |
|  | 1M weiß textur |  | ST steel | 5157.2E.3M.1M.ST.TX1.WW CW NW |
|  | 1M weiß textur |  | TRtransparent | 5157.2E.3M.1M.TR.TX1.WW CW NW |
|  | 216 schwarz-gold |  | TRtransparent | 5157.2E.3M.216.TR.TX2.WW CW NW |
|  | 216 schwarz-gold |  | TRtransparent | 5157.2E.3M.216.TR.TXM.WW CW NW |
|  | 2M schwarz textur |  | ST steel | 5157.2E.3M.2M.ST.TX2.WW CW NW |
|  | 2M schwarz textur |  | TRtransparent | 5157.2E.3M.2M.TR.TX2.WW CW NW |