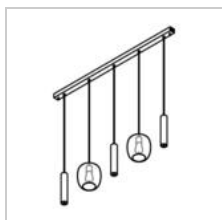


MOBY DECO GLASS

5157.2E.3M/..
pendant



Light distribution



Project _____
Type _____
Nota _____
Quantity _____
Date _____

LED

	Lamp 1	and Lamp 2
Lamp type	Ledmodule	ST64
Quantity	3	2
Power	9,4W	10w
Voltage	230V	9,4W
Kelvin	2700K 3000K 4000K	
Lumen	800	
CRI	92	

Physical

Use type	Interior
Fixation type	Ceiling suspended
Dimensions fixture	1400x250x1755 mm
Base	L1400xB45xH45 mm
Glass	ø200 mm
tube	Ø60xH300 mm
Cable	1500 mm
IP protection rating	IP20
Reflector	36°
Weight	5,2760 kg

Electrical















Connection voltage	~230V
Fixture class	I
Dimmable	Led C
Light source replaceability	Replaceable (LED only) light source by and end user
Energy efficiency	F
Energy efficiency	G

Project _____
Type _____
Nota _____
Quantity _____
Date _____

MOBY DECO GLASS

5157.2E.3M/..
pendant

Colours

	16 satin gold		TRtransparent	5157.2E.3M.16.TR.TXM.WW CW NW
	1M white texture		ST steel	5157.2E.3M.1M.ST.TX1.WW CW NW
	1M white texture		TRtransparent	5157.2E.3M.1M.TR.TX1.WW CW NW
	216black - gold		TRtransparent	5157.2E.3M.216.TR.TX2.WW CW NW
	216black - gold		TRtransparent	5157.2E.3M.216.TR.TXM.WW CW NW
	2M black tex		ST steel	5157.2E.3M.2M.ST.TX2.WW CW NW
	2M black tex		TRtransparent	5157.2E.3M.2M.TR.TX2.WW CW NW