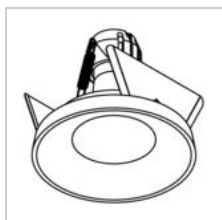


ODILE

2941.ES50.S2/..
downlight



Light distribution



Project _____
Type _____
Nota _____
Quantity _____
Date _____

Lamp

(Bulb not included)

Lamp type	QPAR 51
Lamp base	GU10
Quantity	1
Power	8W
Voltage	230V

Physical

Use type	Interior + exterior
Fixation type	Ceiling
Type of opening	Round
Aperture dimensions	Ø70 mm
Installation depth	75 mm
Dimensions fixture	ø90x75 mm
Spring type	S2 - flat springs
IP protection rating	IP55
IK	IK07
Weight	0,1750 kg

Electrical

Connection voltage	~230V
Fixture class	I
Light source replaceability	Replaceable light source by an end-user







Groendreef 60, 9880 Aalter, Belgium
T +32 9 374 19 51 - info@psmlighting.be
www.psmlighting.be

Project _____
Type _____
Nota _____
Quantity _____
Date _____

ODILE

2941.ES50.S2/..
downlight

Colours

	31MA	white texture ano	2941.ES50.S2.31MA
	32A	black texture ano	2941.ES50.S2.32A
	46A	grey-brown ano	2941.ES50.S2.46A
	64A	black grey ano	2941.ES50.S2.64A