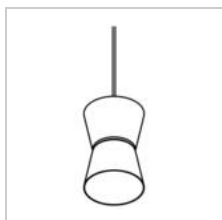
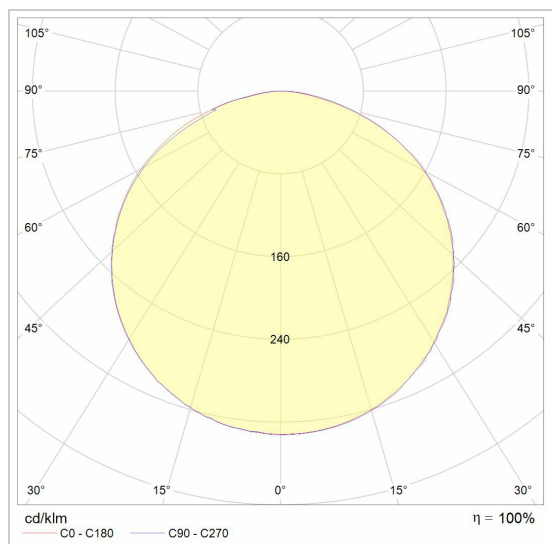


SHAKE METAL

5537.E27.LED/..
pendant



Light distribution



Project _____
Type _____
Nota _____
Quantity _____
Date _____

LED

	Lamp 1	and Lamp 2
Lamp type	Ledmodule	A60
Quantity	1	1
Power	6W	15W
Voltage	230V	6W
Kelvin	2700K 3000K	
Lumen	630	
CRI	90	

Physical



Use type	Interior
Fixation type	Ceiling suspended
Dimensions fixture	ø165x225 mm
Cable	1500 mm
IP protection rating	IP20
Reflector	80°

Electrical

Connection voltage	~230V
Fixture class	I
Dimmable	Led C
Light source replaceability	Replaceable (LED only) light source by a professional
Energy efficiency	D

 47 black -
white in  TX2 black

5537.E27.LED.47.TX2.NW | NW | NW | NW |
NW | NW | NW | NW | NW | NW | NW | NW |
WW | WW | WW | WW | WW | WW | WW | WW |
WW | WW | WW | WW | NW | WW

 49 white -
gold in  TX1 white

5537.E27.LED.49.TX1.NW | NW | NW | NW |
NW | NW | NW | NW | NW | NW | NW | NW |
WW | WW | WW | WW | WW | WW | WW | WW |
WW | WW | WW | WW | NW | WW