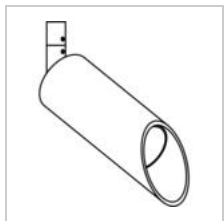


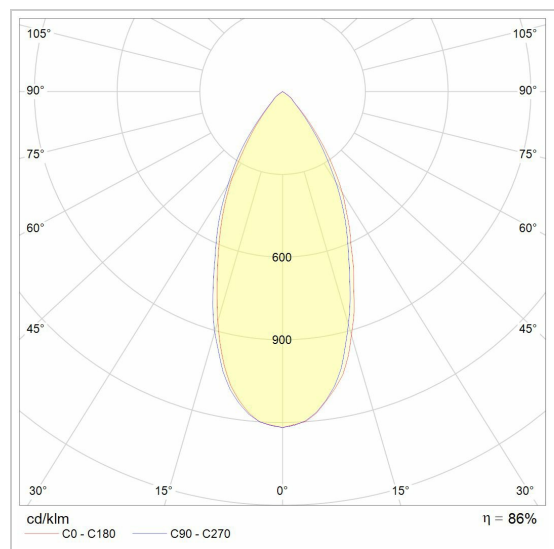
JACOB WALL BY SUMUM

3975M/..

built-up spot LED M10



Light distribution



Project _____

Type _____

Nota _____

Quantity _____

Date _____

LED

Lamp type	Led
Quantity	1
Power	5,8W
Current	500mA
Kelvin	2700K 3000K
Lumen	555
CRI	90

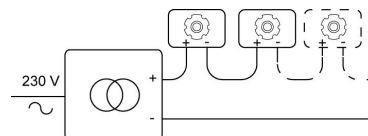
Physical

Use type	Interior
Fixation type	Ceiling
Dimensions fixture	ø40x165 mm
Head	Ø40xH125 mm
Endtype	M10
Directional	In both planes
IP protection rating	IP20
Reflector	35°
Weight	0,1680 kg

Electrical

Connection current	=500mA
Fixture class	III
LED driver	Not included
Light source replaceability	Replaceable (LED only) light source by a professional
Energy efficiency	G

Instructies aansluiting





Groendreef 60, 9880 Aalter, Belgium
T +32 9 374 19 51 - info@psmlighting.be
www.psmlighting.be

Project _____
Type _____
Nota _____
Quantity _____
Date _____

JACOB WALL BY SUMUM

3975M/..

built-up spot LED M10

Colours

	16 satin gold	3975M.16.NW WW NW WW NW WW NW WW NW WW NW WW
	1M white texture	3975M.1M.NW WW NW WW NW WW NW WW NW WW NW WW
	29 black - gold in	3975M.29.NW WW NW WW NW WW NW WW NW WW NW WW
	2M black tex	3975M.2M.NW WW NW WW NW WW NW WW NW WW NW WW
	49 white - gold in	3975M.49.NW WW NW WW NW WW NW WW NW WW NW WW

Options

002/..	rosette to build in - round	ROSETTE IN
005/..	built-up base - round	ROSETTE UP
TR89800256/..	driver - LCBI 15W - 500mA leading and trailing edge	DRIVER 500mA