


## CIGARO

2443/..  
pendant



### Light distribution



Project \_\_\_\_\_  
Type \_\_\_\_\_  
Nota \_\_\_\_\_  
Quantity \_\_\_\_\_  
Date \_\_\_\_\_

### LED

|           |               |
|-----------|---------------|
| Lamp type | Led           |
| Quantity  | 4             |
| Power     | 4W            |
| Current   | 350mA         |
| Kelvin    | 2700K   3000K |
| Lumen     | 410           |
| CRI       | 90            |

### Physical

|                      |                   |
|----------------------|-------------------|
| Use type             | Interior          |
| Fixation type        | Ceiling suspended |
| Dimensions fixture   | ø84x312 mm        |
| tube                 | Ø28xH300 mm       |
| Cable                | 1500 mm           |
| IP protection rating | IP20              |
| Reflector            | 45°               |



















### Electrical

|                             |   |
|-----------------------------|---|
| Connection current          | =350mA  |
| Fixture class               | III   |
| LED driver                  | Not included  |
| Light source replaceability | Replaceable (LED only) light source by a professional |
| Energy efficiency           | G   |

## CIGARO

2443/..  
pendant

### Colours

|  |                     |   |           |                      |
|--|---------------------|---|-----------|----------------------|
|    | 13M bronze matt     |    | TX2 black | 2443.13M.TX2.WW   NW |
|    | 14 alu satin        |    | TX2 black | 2443.14.TX2.WW   NW  |
|    | 16 satin gold       |    | TX2 black | 2443.16.TX2.WW   NW  |
|    | 1M white texture    |    | TX1 white | 2443.1M.TX1.WW   NW  |
|    | 230 ALU dark bronze |    | TX2 black | 2443.230.TX2.WW   NW |
|   | 28 rosé             |   | TX2 black | 2443.28.TX2.WW   NW  |
|  | 2M black tex        |  | TX2 black | 2443.2M.TX2.WW   NW  |
|  | 4 shiny gold        |  | TX2 black | 2443.4.TX2.WW   NW   |
|  | 56 red copper shiny |  | TX2 black | 2443.56.TX2.WW   NW  |

### Options

|         |   |                        |
|---------|---|------------------------|
| 1649/.. | built-up base - round - with 2x TR89800255   30W - 350mA -<br>with LED driver | ROSETTE UP +<br>DRIVER |
|---------|---|------------------------|