


## LUXOR Ø100 TB+QR70 DIVA

333.10050.S1/..  
downlight



### Light distribution



Project \_\_\_\_\_  
Type \_\_\_\_\_  
Nota \_\_\_\_\_  
Quantity \_\_\_\_\_  
Date \_\_\_\_\_

### LED

Lamp type	Led
Quantity	2
Power	8,7W
Current	500mA
Kelvin	2700K   4000K
Lumen	1145
CRI	90

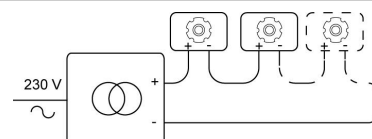
### Physical

Use type	Interior
Fixation type	Ceiling
Type of opening	Round
Aperture dimensions	2xØ110 mm
Dimensions fixture	240x120x120 mm
Reflector	Ø70 mm
Centre distance	120 mm
Spring type	S1 - torsion springs
Directional	In both planes
IP protection rating	IP20
Reflector	40°

### Electrical

Connection current	=500mA
Fixture class	III
LED driver	Not included
Light source replaceability	Replaceable light source by an end-user

Instructies aansluiting







Groendreef 60, 9880 Aalter, Belgium  
T +32 9 374 19 51 - info@psmlighting.be  
www.psmlighting.be

Project \_\_\_\_\_  
Type \_\_\_\_\_  
Nota \_\_\_\_\_  
Quantity \_\_\_\_\_  
Date \_\_\_\_\_

## LUXOR Ø100 TB+QR70 DIVA

333.10050.S1/..  
downlight

### Colours

	14 alu satin	333.10050.S1.14.WW   NW
	1M white texture	333.10050.S1.1M.WW   NW
	2M black tex	333.10050.S1.2M.WW   NW