

LAVA

2305.B.9/..
floorlight



Light distribution



Project _____
Type _____
Nota _____
Quantity _____
Date _____

LED

Lamp type	Led
Quantity	1
Power	3,6W
Voltage	24V-DC
Kelvin	2800K 4000K 6500K
Lumen	400
CRI	80

Physical

Use type	Interior + exterior
Fixation type	Floor
Type of opening	Round
Aperture dimensions	Ø102 mm
Glass thickness	9
Installation depth	140 mm
Dimensions fixture	ø100x135 mm
IP protection rating	IP66
Weight	1,5500 kg

Electrical

Connection voltage	=24V-DC
Fixture class	III
Type of transformer	Without transformer
Dimmable	Not dimmable
Light source replaceability	Replaceable (LED only) light source by a professional
Energy efficiency	E






Groendreef 60, 9880 Aalter, Belgium
T +32 9 374 19 51 - info@psmlighting.be
www.psmlighting.be

Project _____
Type _____
Nota _____
Quantity _____
Date _____

LAVA

2305.B.9/..
floorlight

Colours

	ALU	aluminium	2305.B.9.ALU.WW CW NW
	INOX	stainless steel	2305.B.9.INOX.WW CW NW
	MESS	brass	2305.B.9.MESS.WW CW NW