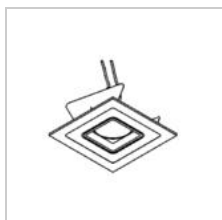


Ø80

HERO50/..
downlight



Light distribution



Project _____
Type _____
Nota _____
Quantity _____
Date _____

Lamp

(Bulb not included)

Lamp type	QR-CB 51
Lamp base	GU5,3/GX5,3
Quantity	1
Power	50W
Voltage	12V

Physical

Use type	Interior
Fixation type	Ceiling
Type of opening	Round
Aperture dimensions	Ø80 mm
Installation depth	80 mm
Dimensions fixture	100x100x70 mm
Spring type	S2 - flat springs
IP protection rating	IP20
Weight	0,1600 kg

Electrical

Connection voltage	~12V
Fixture class	III
Type of transformer	Without transformer
Light source replaceability	Replaceable light source by an end-user









Groendreef 60, 9880 Aalter, Belgium
T +32 9 374 19 51 - info@psmlighting.be
www.psmlighting.be

Project _____
Type _____
Nota _____
Quantity _____
Date _____

Ø80

HERO50/..
downlight

Colours

	1	white gloss	HERO50.1
	11	alu grey	HERO50.11
	14	alu satin	HERO50.14
	1M	white texture	HERO50.1M
	2	black matt	HERO50.2
	2M	black tex	HERO50.2M

Options

S6.80/..	plasterkit	PLASTERKIT
----------	------------	------------