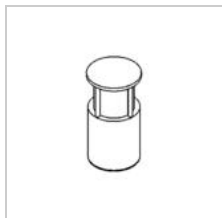


CONSUL

T500.200/..
bollard



Light distribution



Project _____

Type _____

Nota _____

Quantity _____

Date _____

Lamp

(Bulb not included)

Lamp type	A60
Lamp base	E27
Quantity	1
Power	15W
Voltage	230V

Physical

Use type	Exterior
Fixation type	Floor
Dimensions fixture	ø102x200 mm
H	200 mm
IP protection rating	IP54
Weight	2,6367 kg

Electrical

Connection voltage	~230V
Fixture class	I
Light source replaceability	Replaceable light source by an end-user





Groendreef 60, 9880 Aalter, Belgium
T +32 9 374 19 51 - info@psmlighting.be
www.psmlighting.be

Project _____
Type _____
Nota _____
Quantity _____
Date _____

CONSUL

T500.200/..
bollard

Colours

	32X	black texture	T500.200.32X
	33MX	brown texture	T500.200.33MX
	5	inox 316	T500.200.5
	5B	inox 316 1x coated	T500.200.5B
	63X	umbra grey	T500.200.63X
	64X	black grey	T500.200.64X

Options

T1001.CONSUL/..	spike	SPIKE GRONDPIN
-----------------	-------	----------------