

CESAR X

1356.S2/..

built-in ceiling and wall light



Light distribution



Project _____

Type _____

Nota _____

Quantity _____

Date _____

LED

Lamp type	Led
Quantity	1
Power	2,3W
Current	700mA
Kelvin	2700K 3000K 4000K
Lumen	
CRI	

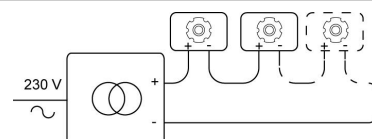
Physical

Use type	Interior
Fixation type	Ceiling or wall
Type of opening	Round
Aperture dimensions	Ø60 mm
Installation depth	17.5 mm
Dimensions fixture	ø70x17 mm
optical lens	- mm
Spring type	S2 - flat springs
IP protection rating	IP20
Reflector	40°
Weight	0,1200 kg

Electrical

Connection current	700mA
Fixture class	III
LED driver	Not included
Light source replaceability	Non-replaceable light source

Instructies aansluiting







Groendreef 60, 9880 Aalter, Belgium
T +32 9 374 19 51 - info@psmlighting.be
www.psmlighting.be

Project _____
Type _____
Nota _____
Quantity _____
Date _____

CESAR X

1356.S2/..
built-in ceiling and wall light

Colours

	14 alu satin	1356.S2.14.B WW CW NW
	1M white texture	1356.S2.1M.B WW CW NW
	24 alu sandblasted	1356.S2.24.B WW CW NW

Options

S6.60/..	plasterkit	PLASTERKIT
TR122234/..	driver - DC 17W WU 17W - 700mA	DRIVER 700mA