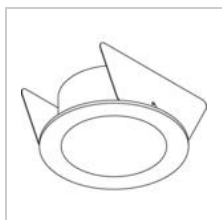



MIA ROND

1626/..

built-in wall light



Light distribution



Project _____

Type _____

Nota _____

Quantity _____

Date _____

LED

Lamp type	Led
Quantity	1
Power	2,8W
Voltage	24V-DC
Kelvin	2800K 4000K 6500K
Lumen	266
CRI	80

Physical

Use type	Interior
Fixation type	Ceiling or wall
Type of opening	Round
Aperture dimensions	Ø60 mm
Installation depth	40 mm
Dimensions fixture	ø75x30 mm
Spring type	S2 - flat springs
IP protection rating	IP44
Weight	0,1150 kg

Electrical

Connection voltage	=24V-DC
Fixture class	III
Type of transformer	Without transformer
Dimmable	Not dimmable
Light source replaceability	Replaceable (LED only) light source by a professional
Energy efficiency	E







Groendreef 60, 9880 Aalter, Belgium
T +32 9 374 19 51 - info@psmlighting.be
www.psmlighting.be

Project _____
Type _____
Nota _____
Quantity _____
Date _____

MIA ROND

1626/..
built-in wall light

Colours

	11	alu grey	1626.11.WW CW NW
	14	alu satin	1626.14.WW CW NW
	1M	white texture	1626.1M.WW CW NW
	2M	black tex	1626.2M.WW CW NW

Options

S6.60/..	plasterkit	PLASTERKIT
----------	------------	------------