

## MANTA IN

W3159/..

semi built-in/up ceiling light



### Light distribution



Project \_\_\_\_\_

Type \_\_\_\_\_

Nota \_\_\_\_\_

Quantity \_\_\_\_\_

Date \_\_\_\_\_

### Lamp

(Bulb not included)

Lamp type	QPAR 51
Lamp base	GU10
Quantity	1
Power	20W
Voltage	230V

### Physical

Use type	Interior + exterior
Fixation type	Ceiling
Type of opening	Round
Aperture dimensions	Ø82 mm
Installation depth	90 mm
Dimensions fixture	ø100x138 mm
Spring type	S1 - torsion springs
IP protection rating	IP65
Weight	0,5500 kg

### Electrical

Connection voltage	~230V
Fixture class	I
Light source replaceability	Replaceable light source by an end-user







Groendreef 60, 9880 Aalter, Belgium  
T +32 9 374 19 51 - info@psmlighting.be  
www.psmlighting.be

Project \_\_\_\_\_  
Type \_\_\_\_\_  
Nota \_\_\_\_\_  
Quantity \_\_\_\_\_  
Date \_\_\_\_\_

## MANTA IN

W3159/..  
semi built-in/up ceiling light

### Colours

	117A	anodic gold ano	W3159.117A
	11MA	grey tex ano	W3159.11MA
	1MA	white texture ano	W3159.1MA
	2MA	black tex ano	W3159.2MA

### Options

S3148/..	supplement - spare glass + ring	MANTA spare ring + glass
----------	---------------------------------	--------------------------